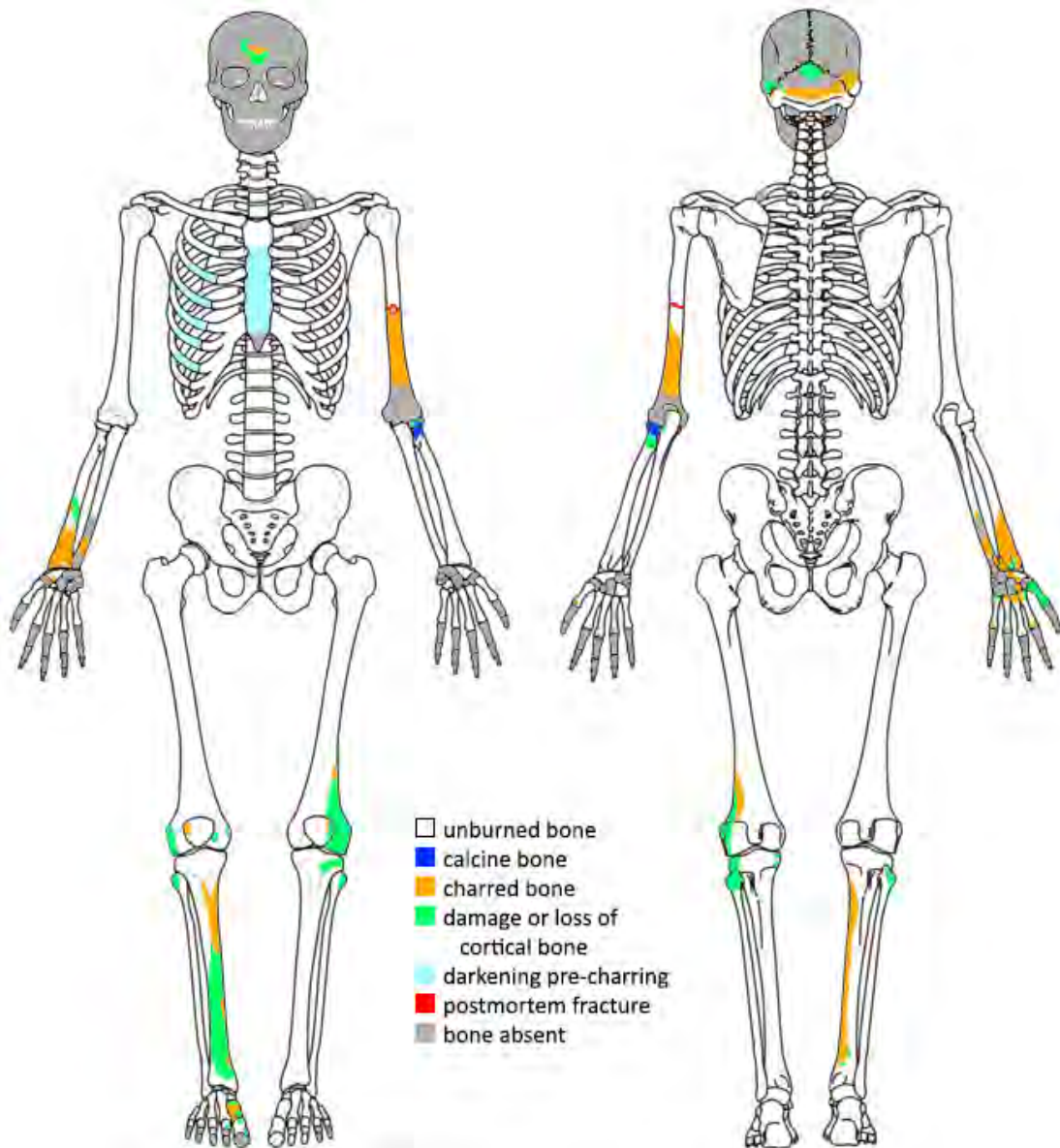


# *Path*FINDER

## SUMMER 2023



SCHOOL OF MEDICINE  
DEPARTMENT OF PATHOLOGY

# PathFINDER

Greetings and welcome to our Summer 2023 PathFINDER issue. This edition contains news about departmental comings and goings as this is the time of year when trainees depart for new assignments and new ones arrive. Congratulations to all our graduates and best of luck in your future endeavors! We extend a hearty welcome to our newly arrived trainees.

In this issue, we spotlight one of our recent Pathology retirees, Dr. Richard Larson, tenured professor of Pathology, and a long-time faculty member at UNM. Dr. Larson tells of his time at the Health Sciences Center and his inspiring career as a physician-scientist. He held an impressive array of executive leadership positions, including extensive research, clinical, education and administrative positions. Dr. Larson was instrumental in the founding of TriCore Reference Laboratories and in obtaining the funding for the Clinical and Translational Science Center. Dr. Larson also has a long role in civic areas serving on corporate and nonprofit boards as well as a history of giving back to the greater Albuquerque area and the entire state of New Mexico.

Also featured are the two forensic anthropologists who work at the Office of the Medical Investigator, Drs. Heather Edgar and Anna Medendorp Rautman. These two faculty each describe how they developed their interests in this unique area of forensic medicine and the role they play at the OMI. They give fascinating details as to what their work entails and the significant contributions they have made towards identifying decedents and determining cause of death. At the OMI, they have been involved in the development of the New Mexico Decedent Image Database.

We proudly present news of the recent graduation of our residents and clinical fellows. Many are staying on here at UNM for further training and others are off to the next important phase of their career. It has been so rewarding to have provided them with education and training to become full-fledged pathologists and subspecialty experts in their fellowship areas. Congratulations to this year's resident, fellow and faculty awardees for their significant contributions to excellence in teaching and mentorship.



Lastly, a big acknowledgment to our Medical Laboratory Science (MLS) program and all their recent graduates. Our MLS graduates are the future of medical laboratorians in New Mexico, where they have a significant role serving healthcare needs of our citizens. Special recognition goes to the dedicated and enthusiastic faculty of the Medical Laboratory Science program which our department is fortunate to claim.

Thank you to all current and past departmental members for all you do to keep our department thriving. I am grateful for our staff, trainees, and faculty as we continue with our missions of clinical service, education, and research.

Wishing you a relaxing and fulfilling summer with safe travels.

**NANCY JOSTE, MD, MS**  
Professor & Chair of Pathology

## SUMMER 2023

- 1. WELCOME FROM NANCY JOSTE, MD, PROFESSOR & CHAIR
- 3. FEATURE: RICHARD LARSON, MD, PhD, PROFESSOR EMERITUS
- 9. FEATURE: FORENSIC ANTHROPOLOGY
- 11. CLINICAL FELLOWSHIPS GRADUATION & WELCOME
- 20. RESIDENT GRADUATION & NEW RESIDENTS
- 26. FACULTY NEWS
- 27. EDUCATION AWARD HISTORY
- 29. MEDICAL LABORATORY SCIENCES GRADUATES
- 29. DEPARTMENT NEWS
- 32. MAKE A GIFT

Please follow us on [Facebook](#), [Instagram](#) and [Twitter](#).

Cover image: Taphonomy Homonuculus courtesy of Dr. Anna Medendorp Rautman

## FEATURE

### SERVICE, RESEARCH, LEADERSHIP

#### REFLECTIONS ON MY TIME AT UNM

BY RICHARD LARSON, MD, PHD, PROFESSOR EMERITUS



I am nationally recognized as an academic leader, senior executive, tenured professor, educator, researcher, business developer, and MD, PhD with extensive academic health care leadership during my 27 years at The University of New Mexico Health Science Center.

#### How did you choose the UNM Pathology Department?


I obtained both an MD and a PhD, not because I wanted to be the best MD and best PhD, but because I wanted to move basic discovery into practice – as a practicing pathologist I could improve clinical care one patient at a time, but as a physician-scientist, I could help thousands or tens of thousands of patients with new discoveries, therapies, or devices – I have been fortunate to have done this during my career. But in order to do this when I came to UNM in 1996, I knew that I would have to have clinical expertise from being a faculty on the hematopathology consult service and running the clinical lab – plus having a research lab. UNM offered me the clinical situation and research opportunities that I needed. I also came to UNM because of my desire to be part of an integrated academic health center with educational programs and a research mission that supported, utilized, and integrated with a high-quality health system. For most of my time at UNM, we had this vision.

#### What were some of your favorite moments running a research lab?

In my high school application to college, I expressed an interest in pursuing a career that would have broad impact on health care, education, and society. An academic career allowed me, as it allows many, to create new knowledge, inventions, and ways of doing things. I first became a full professor with scientific achievements that span 120+ publications and 40+ patents – several licensed – and that have resulted in five new companies including an IPO on the Australian stock exchange. On grants or contracts, I have personally obtained over \$150M in extramural funding as PI in my career that included scientific applications related to basic science, applied science, engineering, clinical trials, workforce analysis, construction, and community-based research. My collaborators have spanned a vast number of domains from engineering,

#### Describe your role on our Pathology clinical service.

When I arrived at UNM in 1996, I was the second faculty on the hematopathology consult service and I was director of the hematology lab. We formed TriCore Reference Laboratories a couple of years later and I became the medical director of the clinical laboratory at UNM Hospital (UNMH) which we called the Rapid Response lab. I maintained clinical duties directing that lab and on the hematopathology service until 2007. During this time, I was also responsible for negotiating the pathology contract with the hospital and served as the chair's representative on the Medical Executive Committee of UNMH. Since then, I have been the medical director or the associate medical director of the clinical laboratory in the Clinical and Translational Science Center supporting clinical trials throughout the UNM Health Sciences Center. From the period of 1996-2004, I served in a variety of leadership positions at UNMH, including being one of the Chief of Clinical Operations and chairing the quality committee. I participated in the initial planning and start of TriCore in 1998 – opening TriCore in 1999. I moved into leadership and governance positions at TriCore until 2023 when I retired from UNM.



*Continued on next page*

Continued from previous page

**Describe your role as Executive Vice Chancellor from 2012 to 2022.**

The positions I have had are sometimes confusing since I concurrently held a number of leadership positions. I was both the Executive Vice Chancellor and the Vice Chancellor for Research since I served in both positions concurrently for 10 years. But these positions were distinct and had different job duties. The Executive Vice Chancellor was the second highest position at the UNM HSC.

As Executive Vice Chancellor, I served in a provost-like role, and had responsibilities related to strategic and fiscal planning; diversity and inclusion; research enterprise; educational programs; community health outreach and health; clinical initiatives; health system and academic IT, public-private partnerships and joint ventures; economic development; compliance; and fundraising. My reports included the college deans (Nursing, Medicine, Pharmacy, Population Health), vice chancellors/presidents, CIOs, center directors, and several other senior positions. I reported directly to the Chancellor for Health Sciences.

One of the key accomplishments during that time was our ability to begin addressing the severe shortage of health care workers in New Mexico. As the leader of the team that worked with the state legislature to pass a bill (2012) that required health care licensing boards to collect detailed data from providers, UNM became central to statewide health workforce development. Since 2013, I was trusted to chair the NM Health Care Workforce Committee, which is composed of 35 statewide stakeholders from education, business, healthcare, and government and to assure that the committee performed its analysis of workforce shortages, practice patterns and diversity in a nonpartisan and scientific manner. Each year, I advocated to the Governor and the legislature has been impactful for generating state funding for medical resident positions, doubled funding for the nurse practitioner class, addressed racial inequities in practice locations, enhanced loan repayment and pipeline programs, and added loan-for-service funding.

Championing innovation in the education mission throughout the state to increase access and student success was also a priority as Executive Vice Chancellor. As a few examples and working with other leaders, we implemented tele-education initiatives. One of several initiatives includes offering online education to individuals in rural and remote areas of New Mexico who can now complete training and earn a BS in Nursing entirely online - this has led to a 92% retention rate of our BS Nursing graduates in the state - many in more rural areas where workforce needs are greatest. In the last few years, we initiated an "early assurance" program for a variety of undergraduate health professional degrees that are only available at UNM. This has increased the accessibility of undergraduate degrees for our residents and led to a significant increase in matriculation. We have also launched joint programs with other universities to enhance accessibility - for instance, a Pharmacy degree that initiates with two years at New Mexico State University prior to the final years at UNM. The common theme in these initiatives is that I worked with my team to assure cooperation and agreement of multiple universities and colleges; state governmental agencies; and in some cases, private entities such as hospitals or health care providers.

Our fundraising was extraordinarily successful. I had the opportunity to work directly with our UNM Foundation in completing the largest capital campaign in our history of \$1 billion. Most importantly and most challenging, the executive vice dean of the SOM, the VP at the UNM Foundation and myself expanded our philanthropic culture to physicians. In 2015, we developed a new process to identify and solicit "grateful patients" by creating a new partnership with physicians through philanthropic training - a process that is already showing positive results.

I also co-led an Urban Serving University (USU) and Association of Public and Land Grant Universities (APLU) initiative that analyzed pipeline programs that target students of color. The study examined biomedical research workforce and student diversity and suggested best practices. Our white paper on enhancing diversity was published and shared nationally with all member universities.

**Describe your role as Vice Chancellor for Research at the UNM HSC from 2009-2022; Senior Associate Dean for Research in the SOM from 2004-2012; Vice President for Research 2022-2023.**

I was both the Executive Vice Chancellor and the Vice Chancellor for Research from 2012-2021. But prior to having those two titles, I was also the Senior Associate Dean of Research in the SOM while I was Vice Chancellor for Research until I became Executive Vice Chancellor in 2012. All these positions were distinct and had different job duties.

My longest standing role has been leading and building the research mission over the last 18 years first as Senior Associate Dean and then Vice Chancellor/President for Research. During my leadership tenure, the research mission has grown from <\$85M in extramural funding in 2004 to over \$240M today (FY2022).



I led the HSC wide strategic planning from 2012-2021 (as Executive Vice Chancellor), including major and transformative shifts in university research strategy in 2004; 2011; and 2017 (as Vice Chancellor for Research). We unified and aligned our clinical, research, educational and community missions with these efforts. Through these efforts we have expanded the spectrum of care and our ownership of a variety of health care entities and have substantially reduced parts of our cost structure. We have grown and diversified our research portfolio to attract new funding; leveraged existing resources to reduce costs; and facilitated collaborations with scientific teams from

other universities, private industry, and federal laboratories in and outside UNM to tackle seemingly intractable issues. Through these changes, we have developed substantial faculty and staff training and education opportunities to build their careers, not only to assure knowledge of compliance and related matters. We have also been able to develop robust mentoring programs, a vibrant and extensive set of shared facilities and cores to promote research, and several programs to encourage and facilitate collaboration both within and outside the university.

I also helped form, or led, the formation of the numerous support structures needed to promote or operate all aspects of technology transfer and commercialization, including several partnerships between local companies and the University, including all aspects of technology transfer - from patents to corporate start-ups - resulting in 74 new companies since 2004; of which five were from my patents. With the backing of the university president, we shepherded a bill through the NM legislature to form a Bioscience Authority (2017), the first public-private entity to oversee the state's development of bioscience companies. The governor, speaker of the house, senate pro temp, and three university presidents all appoint 1-2 members to the board of directors. Being a trusted non-partisan advocate and leader, I was elected by the board to be President and Chair. We have launched new initiatives, including a "community-ready" program and co-investment opportunities. The entity strengthens the societal impact of faculty research, creates jobs, and provides new educational program opportunities. We are currently seeking a \$50M direct investment fund from the state that will be matched by private investment for biotechnology startups in New Mexico.

Continued on next page

*Continued from previous page*

I also helped form and lead multi-state university consortia which has given me a deep appreciation for the diverse nature of institutions, the need to recognize and promote individual strengths and the challenges of unified action. As one example, I worked with the Presidents and Vice Presidents for Research throughout our region to form the Mountain West Research Consortium (MWRC; 2010), which was created to build regional research capacity and includes eleven state universities from seven states. We obtained funding for an undergraduate “exchange” summer experience, a mini-sabbatical program, and a joint pilot project award to encourage collaboration.

During the 12 years I directed our graduate program in the SOM as Senior Associate Dean for Research, we expanded new degree offerings to include an MD/PhD program, an MS in Clinical Research, and a combined BA/MD/PhD – all programs with high graduation rates – increasing quality and the diversity of students.

**Describe your leadership role with TriCore Reference Laboratories.**

Innovative clinical partnerships are critical to moving state health and healthcare forward. Business partnerships must overcome substantial challenges in integration and cultural differences. TriCore is arguably the most successful and robust business partnership that UNM and UNMH have been part of. I was part of a group at UNM, Presbyterian, and St Vincent’s (led by a coalition of the pathology chair, leader of the Presbyterian Pathology group, and three hospital CEOs) who formed and planned TriCore Reference Laboratories, which has grown into a \$270M enterprise and New Mexico’s 9th largest company. As its Medical Director for five years and a trusted Board member for 20 years, including three terms as Board Chair and 4 terms as Finance Chair, we’ve been able to preserve the practice of our faculty from outside corporate entities, provide a new statewide service, offer nationally renowned consult and testing services, and reduce university laboratory costs. Innovative partnerships are critical to moving a state forward and diplomacy is key to holding these types of relationships together and overcoming substantial challenges in integration and of cultural transformation.

**Could you highlight some of your accomplishments with the Clinical and Translational Science Center?**

In addition to my duties as Executive Vice Chancellor and Vice Chancellor for Research, I was also the PI and Director of our Clinical and Translational Science Award (CTSA) from 2005 to 2023. This award, which funds our Clinical and Translational Science Center, reaches across all departments and colleges, and has promoted integration among the clinical platform, research activities and educational units. We have also developed research and health care collaborations in every county in New Mexico through our community-engagement core of the CTSA, a unique and novel core among CTSA nationally. We have also enabled health care innovation statewide through events such as our annual “Hackathon,” and our commercialization courses that the CTSA co-designed and initially funded with the Colleges of Medicine, Engineering and Pharmacy.



This has greatly advanced health care in New Mexico and UNM HSC prominence nationally. The CTSA also provides key pilot funding, essential training and a career mentoring program for our faculty which has been wildly successful.

**What are your transition plans over the next year, after retiring from UNM?**

I spent the last 12-14 months of my time at UNM looking for where I wanted to live in the US that would satisfy my desire to be in an active, vibrant community. I also focused on low taxation states including Arizona, Florida, Texas, and Oklahoma and the cities that had robust cultural, music and arts communities. I found a wonderful place in Edmond, OK in a golf course community called Oaktree. Those of you who know a little about golf may have heard of OakTree National – I live by the 14th hole. I have also fallen in line with the growing popularity of pickleball and now play at least once per week. I also have many hobbies and interests – and now I have time to pursue them. I am serving on a corporate board of directors and have had opportunities for consulting on a variety of topics, plus a job offer or two, but I am being very selective and do not really want to work too much..... Retirement is completely underrated, and I would strongly recommend it.



## FEATURE

### UNDERSTANDING THE ROLE OF FORENSIC ANTHROPOLOGY

#### NEW MEXICO OFFICE OF THE MEDICAL INVESTIGATOR

BY HEATHER J H EDGAR, PHD, PROFESSOR, AND

ANNA MEDENDORP RAUTMAN, PHD, ASSISTANT PROFESSOR



#### What is forensic anthropology?

**Medendorp:** Forensic anthropology is, at its core, the use of anthropological methods in a forensic context. Which is a great example of a definition that is not overly helpful! Anthropology is the study of people. From living people and their social interactions, to the physical remains of individuals who lived many years ago, to the genetic relationships between groups, and even the study of humanity's closest relatives.

The subdiscipline that includes studying the remains of individuals who lived many years ago is called biological or physical anthropology, or evolutionary anthropology at UNM. Research on individuals who lived many years ago draws on methods of estimating the age and sex of individuals as well as other characteristics. In terms of understanding the lives and deaths of individuals, practitioners learn to recognize different markers of health as well as evidence of trauma and to differentiate trauma from postmortem damage.

#### What is the background of a Forensic Anthropologist?

**Edgar:** To be a forensic anthropologist one needs to be an anthropologist and an osteologist, meaning you have specialized knowledge about bones and teeth. Currently, to be a board-certified forensic anthropologist one must have a Ph.D. in anthropology, although the American Board of Forensic Anthropology is considering creating a non-diplomate tier that only requires a masters. Experience in casework and passing an examination are also required.

#### How did you develop a connection with the Office of the Medical Investigator?

**Edgar:** Prior to joining the faculty at OMI, I was the curator of the Laboratory of Human Osteology at the Maxwell Museum of Anthropology. OMI and the Maxwell have a decades-long relationship. The Maxwell stores all of the cold, unidentified cases for the OMI and provides materials and space for training fellows in forensic anthropology. The OMI facilitates the growth of the Maxwell's documented skeletal collection by allowing use of equipment for body processing. While at the Maxwell, I managed this relationship and got to know the excellent faculty and staff at the OMI. I feel privileged to have had the opportunity to join the team.

**Medendorp:** As a student, I studied under and worked for Dr. Edgar at the Laboratory of Human Osteology. Early on I began helping with the donor processing which first introduced me to OMI. From there I developed the connections which lead to my position at OMI. Initially I was just processing (cleaning) cases to be sent to Texas for anthropological examination. Then, once Dr. Edgar joined the faculty here, I worked as an anthropological morphology technician. And after I graduated, I applied to join the faculty!



#### How is the New Mexico OMI different from other medical examiners' offices?

**Medendorp:** OMI is truly unique among medical examiner's offices. Part of this uniqueness derives from the physical facility, which is 13 years old (most ME's offices are MUCH older) and equipped with excellent cold storage, autopsy space, and CT and MRI. There are even dedicated anthropology spaces! The space, coupled with the facts that OMI resides within UNM HSC and is a centralized office that serves the entire state, means OMI is unlike any other office in the US.

#### What are some of the challenges of this field?

**Medendorp:** I think one of the bigger challenges of forensic anthropology is how those outside the profession view what it is we do. I cannot begin to count the number of times someone will compare what I do to the TV show Bones. And I guess it is somewhat similar - to the extent that Star Trek is like what NASA does! But just as ER, House, and other medical dramas are highly dramatized, simplified, and idealized representations of the medical field, so too are Bone and CSI to forensic anthropology.

**Edgar:** For me the challenges relate to incorporating anthropological perspective into forensic work, not just the "nuts and bolts" methods. Anthropologists view persons as components of cultural systems, including family, community, nation, and worldwide. Economics, religion, and many other cultural factors guide individuals' life trajectories, including determining who becomes a forensic anthropology case at OMI. Including this perspective in our research can guide the methods we develop; including it in our casework might directly help with identification.

#### Which accomplishments are you most proud of?

**Edgar:** Early in my time at OMI I suggested isotopic analyses of hair could add information about what happened to two decedents. We've also used radiocarbon dating to determine whether bone was of medicolegal significance. These methods had not previously been applied to casework at OMI. I'd also say that the development of the New Mexico Decedent Image Database (nmdid.unm.edu) which allows researchers access to over 15,000 whole-body CT scans from OMI cases is probably the best project I've ever been involved with.

**Medendorp:** In my short time in the field so far, there have been a few cases where I really was able to contribute. One example was a possible gun shot wound to a partly burned decedent. For this case, I was able to sort through the burned fragments to find the piece that proved the decedent was not shot. More recently and on a different case, I was able to identify trauma as a gunshot whereas the pathologists had not been able to do so. So often all we're able to say is that there is no evidence of perimortem trauma. While that is very important to know, it does not help to answer what happened to the individual. These two cases were clarified by my application of anthropological methods.

#### What are your favorite moments?

**Medendorp:** For the most part, my favorite moments are those along the same lines as proud accomplishments. But aside from that, my other favorite moments have to do with teaching. Whether talking to the fellows, residents, medical students, paramedics, or a visit to talk to high school students, I love getting a chance to talk about what I do.

**Edgar:** I love when there's a really complex question and I get to work with a team to find answers. The question might be regarding a complex trauma case, or a difficult excavation. But it also might be the best way to collect data for later analysis or some other research related question. It's that "aha!" moment that keeps me motivated.

## FELLOWSHIPS

### CYTOPATHOLOGY

BY NADJA FALK, MD, ASSOCIATE PROFESSOR, DIRECTOR CYTOPATHOLOGY FELLOWSHIP PROGRAM

The University of New Mexico Department of Pathology is pleased to recognize our graduating cytopathology fellow, Dr. Merry Spradling. Dr. Spradling attended osteopathic school at The Arizona College of Medicine. She completed her AP/CP pathology residency at Centura Health at Penrose-St. Francis, where she also served as chief resident. Dr. Spradling is a ballroom dancer and was even an assistant dance instructor prior to medical school. With a dog and a cat, she is an animal lover and also loves the outdoors. During her fellowship she went on several hiking trips, including to Moab, Utah.



During the course of her fellowship, Dr. Spradling has honed her diagnostic skills and become outstanding at performing ultrasound-guided fine needle aspirations. We would like to take this opportunity to thank Dr. Spradling for her hard work, resident/medical student teaching and the many improvements she has made to the service overall. We are excited she will be remaining at the UNM Department of Pathology to complete the Surgical Pathology Fellowship.



**Please welcome our incoming 2023-24 Cytopathology Fellow:**

**Troy Tenney, DO**

Degree: DO from Midwestern University, Arizona College of Osteopathic Medicine

AP/CP Residency: Emory University, School of Medicine, Department of Pathology and Laboratory Medicine

Coming from his Gynecologic Pathology Fellowship at Stanford University, Palo Alto, CA

## FELLOWSHIPS


### HEMATOPATHOLOGY

BY DANIEL BABU, MD, ASSISTANT PROFESSOR, DIRECTOR HEMATOPATHOLOGY FELLOWSHIP PROGRAM

The UNM Hematopathology Division and Fellowship Program is happy to recognize this year's phenomenal class of hematopathology fellows. The group delivered top-notch care to patients both local and nationwide, participated in resident and medical school teaching, and presented many outstanding interesting case conferences and scholarly works throughout the year. The fellows also faced the unique challenge of having to learn two competing hematopathology classification systems that emerged at the start of the fellowship, and as faculty having to navigate these same challenges, the learning experience felt much less cumbersome having this group eager to learn alongside us.

*Continued on next page*

Regardless, the fellows continued to hone their diagnostic skills and raise the standards in our fellowship. I am routinely impressed by our fellows' display of camaraderie and willingness to pitch in whenever help is needed – and without being asked. We are proud to have these four as alumni and thank them for all of their outstanding work this past year!



**Kaia Adams, MD**

Dr. Adams is originally from South Dakota. She earned her MD at Saba University School of Medicine and completed her AP/CP residency training at the University of South Dakota. During the training year Kaia took on an important quality improvement project with our hematology-oncology colleagues at UNM Cancer Center, focusing on quality assessment of bone marrow smear preparations and trephine core biopsies. Kaia also took an interest in the use of recent and novel immunohistochemical stains used in lymphoma evaluation and gave an excellent Tumor Marker presentation on this topic. After graduation, Dr. Adams heads up to the beautiful Pacific Northwest to start a private practice position at Pacific Pathology Associates in Salem, OR.



**Michael Franklin, DO**

Dr. Franklin, originally from Alaska, earned her DO at Pacific Northwest University of Health Sciences College of Osteopathic Medicine. She completed her AP/CP residency training at the University of New Mexico where we happily got to keep her for fellowship training. Michael has a number of research and QI interests, one of which was a project on cytochemical myeloperoxidase testing, a key assay for leukemia subtyping. Additionally, Michael delivered an outstanding presentation on new developments in VEXAS syndrome and has multiple publications submitted or in progress with hematopathology faculty. We congratulate Michael on all of her achievements!



**Andres Mindiola Romero, MD**

Dr. Mindiola Romero earned his MD at University of Zulia School of Medicine in Venezuela and completed AP/CP training at Dartmouth Hitchcock Medical Center. He was the junior member on multiple CAP committees and this year served on the Society of Hematopathology Education Committee. Andres gave multiple presentations, including the Department of Pathology Seminar Series, on a longstanding QI interest of his on peripheral blood smear utilization. He remained academically productive with multiple first author manuscripts published or in process. On top of this he, and his wife Dr. Fatima Rodriguez, welcomed daughter Olivia this past December! Andres will next take on a Transfusion Medicine Fellowship at UNM.



**Jordan Redemann, MD**


Dr. Redemann earned his MD at University of Oklahoma and came to UNM where he completed his AP/CP residency, during which he served as chief resident and was a recipient of the 2022 Resident of the Year Award. During fellowship, Jordan participated in TriCore's digital hematopathology validation with Dr. Vasef and other colleagues, also providing much-needed instruction to faculty on its uses. Jordan gave multiple presentations during the year on machine learning and artificial intelligence, a topic in which he has a deep and longstanding interest, resulting in multiple publications. We look forward to having Jordan stick around at TriCore for another year as he next takes on a Molecular Genetic Pathology Fellowship.

Please welcome our new 2023-24 Hematopathology fellows:



**Ryan Braunberger, MD**

Degree: MD from University of Washington  
AP/CP residency: The University of New Mexico  
Staying here in ABQ for fellowship



**Austin Green, MD**

Degree: MD from Indiana University  
AP/CP residency: University of Washington  
Coming from Seattle, WA



**Clay Kibler, MD**

Degree: MD from University of Texas Medical Branch School of Medicine  
AP/CP residency: The University of New Mexico  
Staying here in ABQ for fellowship



**Amirah Kuzu, MD**

Degree: MD from Texas Tech University Health Sciences Center  
AP/CP residency: Orlando Health  
Coming from Orlando, FL

FELLOWSHIPS

FORENSIC PATHOLOGY

BY DR. LAUREN DVORCAK, ASSOCIATE PROFESSOR, ASSISTANT CHIEF MEDICAL INVESTIGATOR,  
DIRECTOR FORENSIC PATHOLOGY FELLOWSHIP PROGRAM

The University of New Mexico Forensic Pathology Fellowship is honored to have the opportunity to recognize our outstanding fellows graduating in June 2023. This group of fellows have been an invaluable, integral part of our division by providing autopsy and general medico-legal services to the state of New Mexico during their fast-paced, year-long fellowship. They all handled a wide variety of complex, often high-profile cases with the utmost professionalism and integrity.



**Audra Kerwin, MD (January 2021-2022)**

Dr. Audra Kerwin graduated in January 2022, and we would like to take the opportunity to formally recognize her hard work and dedication to the Office of the Medical Investigator. Dr. Kerwin received her medical degree from the University of New Mexico School of Medicine and completed AP/CP residency with the Pathology Department at the University of New Mexico Health Sciences Center. After realizing the error of her ways in limited pursuit of another subspecialty, she recognized her true calling to forensic pathology and instead, joined us mid-year in 2021. She has taken a special interest in hospital autopsy services and continues to entertain us with her choice of music in the autopsy suite. Chances are, if the Bee Gees are playing, Dr. Kerwin is somewhere in the autopsy suite. Dr. Kerwin formally joined the Office of the Medical Investigator in February 2022 and is a valued member of our team of faculty.



**Brittany DePasquale, MD**

Dr. Brittany DePasquale received her medical degree from State University of New York Upstate Medical University and completed AP/CP residency at Hospital of the University of Pennsylvania. She completed a Pediatric Pathology Fellowship at the Children’s Hospital of Philadelphia prior to joining us at the Office of the Medical Investigator. With her background, she consulted on no less than every placenta we had this year, politely telling us all that what we were seeing was, in fact, completely normal (despite our best objections). She will be rejoining the Children’s Hospital of Philadelphia after leaving us.... but we will likely still be sending her pictures of all our placentas for a second look.



**Kimberly Johnson, MD**

Dr. Kimberly Johnson received her medical degree from Georgetown University School of Medicine and completed AP/CP training at the Medical College of Wisconsin Affiliated Hospitals. Dr. Johnson takes the “work-hard, play-hard” mentality to a whole new level. A normal weekend for Dr. Johnson is to travel to another state and hit no less than three concerts, before coming back on Monday to tackle a multiple gunshot wound homicide, chatting with us about her travels while she does so. The rest of us, on the other hand, are usually still tired on Monday from simply staying home. Dr. Johnson will be joining the Georgia Bureau of Investigation as a forensic pathologist after leaving us in June.







**Harley Schainost, MD**

Dr. Harley Schainost received her medical degree from the University of Kansas School of Medicine and completed her AP/CP residency with us at the University of New Mexico School of Medicine. Dr. Schainost is perhaps the most likely of our fellows to show up on Monday with bright pink hair, wearing a Disney-themed princess shirt, and act like everything is just as it was last Friday, at least until her phone rings and we are all graced with the Dexter theme song. Dr. Schainost will be returning home to Kansas to work at the Sedgwick County Regional Forensic Science Center as a forensic pathologist. Her style will certainly be missed.



**Natalie Taylor, MD**

Dr. Natalie Taylor received her degree from the University of Wisconsin School of Medicine and Public Health. She completed AP/CP residency at the University of Wisconsin Hospitals and Clinics. Dr. Taylor is the most likely of our fellows to witness a crime scene on her way to work, which has always made us wonder if we shouldn't shield her vehicle with bullet-proof glass. Speaking of vehicles, if you ever need to know if you can camp in the back of a RAV-4, Dr. Taylor will willingly lay down in the back of hers to check it out for you, saving you embarrassment at the car dealership. We will truly miss her as she leaves us to return to Wisconsin, where she has accepted a position with the Dane County Medical Examiner's Office.

**Please welcome our new 2023-24 Forensic Fellows:**



**Kristan Abernathy, MD**

Degree:  
MD from University of South Carolina SOM, Greenville, SC  
  
AP/CP Residency:  
University of Virginia  
  
Coming from  
Charlottesville, VA



**Allison Hade, DO**

Degree:  
DO from Des Moines University College of Osteopathic Medicine  
  
AP/CP Residency:  
The University of New Mexico School of Medicine  
  
Staying here in  
Albuquerque, NM



**Cassie MacRae, MD**

Degree:  
MD from the Royal College of Surgeons (Ireland)  
  
AP/CP Residency:  
Beth Israel Deaconess Medical Center  
  
Coming from Boston, MA



**David Negrete, MD**

Degree:  
MD from Loma Linda University SOM  
  
AP/CP Residency: Cedars Sinai Medical Center  
  
Coming from Los Angeles, CA

**FELLOWSHIPS**

**MOLECULAR GENETIC PATHOLOGY**

BY MOHAMMAD VASEF, MD, PROFESSOR, DIRECTOR MOLECULAR GENETIC PATHOLOGY FELLOWSHIP PROGRAM

The University of New Mexico Molecular Genetic Pathology (MGP) Fellowship program is pleased to recognize our outstanding MGP fellows, graduating June 30, 2023, Dr. Elise R. Venable and Dr. Ashish R. Patil. Elise and Ashish have been invaluable assets to our Department of Pathology and TriCore Molecular Diagnostic Laboratories in their direct involvement with molecular tests optimizations and validations among other contributions in patient's care. Elise and Ashish had impressive performance in all areas of MGP fellowship with excellent evaluations from all rotation directors. Both Elise and Ashish played a significant role in covering the UNM Cancer Center and outside clients' needs in molecular genetic pathology-related testing.



**Elise Venable, MBBS**

Dr. Elise Venable received her Bachelor of Science degree in Biology from Louisiana State University and her M.B.B.S. degree from the University of Queensland, School of Medicine in Australia. She then completed her combined AP/CP pathology residency at Mayo Clinic, School of Medicine in Rochester, Minnesota before she came to us last academic year for her fellowship in hematopathology. We were so fortunate to recruit her for our MGP fellowship after completion of her hematopathology fellowship here at UNM. Dr. Venable has been an outstanding communicator for UNM Cancer Center as well as for UNM/TriCore clients, addressing their questions and needs on complicated

molecular tests. Elise enjoyed teaching the pathology residents and trainees from other departments during their rotations in molecular pathology. Her enthusiasm in teaching was very much appreciated by all the trainees that interacted with her.

In addition to her direct involvement in molecular assay optimizations and validations, Dr. Venable has been productive in her scholarly activities. She received multiple Foucar Foundation awards and has been an author on an excellent publication entitled 'Acute leukemias with complex karyotype show a similarly poor outcome independent of mixed, myeloid, or lymphoblastic phenotype: A Study from the Bone Marrow Pathology Group,' in the Journal of Leukemia Research. Elise has been honored by ASCP as a Top 40 under Forty physician in pathology and laboratory medicine and has served on the CAP Cytogenetics Committee. Dr. Venable is joining a private pathology practice at Baptist Health Hospital in Little Rock Arkansas upon leaving the University of New Mexico.



**Ashish Patil, MD, PhD**

Dr. Ashish Patil received his medical degree from the University of Jawaharlal Nehro, Medical College in India, and his PhD degree in Biomedical Sciences with emphasis in Cancer Biology from SUNY in Albany, New York. He then completed his combined AP/CP pathology residency at Louisiana State University followed by a fellowship in hematopathology at the University of Miami in Florida. We were so happy that Ashish accepted our offer and joined our MGP fellowship here at UNM/TriCore. Ashish's prior PhD and hematopathology training had made him ready to take over essentially all the tasks in our MGP fellowship training from the start of his 1st day.

Ashish has been one of the most hardworking fellows that we had since the start of our fellowship back in 2007. He actively participated and contributed significantly in validation of the MSI-MLR test at TriCore. Ashish was proactive in reaching out to oncologists and hematologists from UNM Cancer center, and many clients, helping them with their questions and clarifications on complex molecular tests. Ashish presented a comprehensive lecture entitled 'Molecular Testing in Cancer' to 1st year medical students that was very well taken by the participating students. Dr. Patil has been the author on a very interesting report of a light chain restricted atypical follicular hyperplasia after COVID19 booster that was recently published in Virchows Archives. Dr. Patil is joining Roche Pharma upon leaving the University of New Mexico.

### We congratulate our graduating fellows and would like to welcome our new 2023-24 Molecular Genetic Pathology Fellows:



**Jordan Redemann, MD**

Degree: MD from University of Oklahoma College of Medicine  
AP/CP Residency: The University of New Mexico School of Medicine  
Staying here in Albuquerque, NM



**Ryan Rebbe, MD**

Degree: MD from St. George's University School of Medicine - Grenada  
AP/CP Residency: The University of New Mexico School of Medicine  
Staying here in Albuquerque, NM



## FELLOWSHIPS

### SURGICAL PATHOLOGY

BY SHWETA AGARWAL MD, ASSISTANT PROFESSOR, DIRECTOR SURGICAL PATHOLOGY FELLOWSHIP PROGRAM



**Ryland Richards, MD**

Dr. Ryland Richards received his MD degree from New York Upstate Medical University. Before joining UNM as surgical pathology fellow, he completed an AP/CP residency at Dartmouth-Hitchcock Medical Center.

During his fellowship, Ryland has become proficient in diagnosis of both cancer as well as non-cancer cases spanning a large variety of organ systems. He has also participated in resident education by teaching them both at the scope as well as during "Unknown conferences."

Ryland's year at UNM has been extremely productive! His scholarly activities include teaching in medical school and contributing towards the "Concepts in Pathology and Tissue Morphology block" under my leadership. In addition, he was the first author on an original article we published together in Head and Neck pathology on "Verrucous squamoproliferative lesions of the oral cavity."

Ryland is all set to join the Department of Pathology at Dartmouth-Hitchcock Medical Center as faculty starting July 2023. On behalf of all AP faculty, I wish Dr. Richards all the best in his future endeavors. I am confident he will be an asset at any department he chooses to work.

### We also welcome our incoming 2023-24 Surgical Pathology Fellow:



**Merry (Beth) Spradling, DO**

Degree: DO from Arizona College of Medicine, Midwestern University, Glendale AZ  
AP/CP Residency: Centura Health at Penrose-St. Francis  
Coming from her Cytopathology fellowship here at UNM



## FELLOWSHIPS

### TRANSFUSION MEDICINE

BY JOSEPH GRIGGS, DO, ASSISTANT PROFESSOR, DIRECTOR TRANSFUSION MEDICINE FELLOWSHIP PROGRAM

#### Please welcome our incoming 2023-24 Transfusion Medicine Fellow:



**Andres Mindiola Romero, MD**

Degree: MD from University of Zulia School of Medicine, Maracaibo, Venezuela

AP/CP Residency: Dartmouth-Hitchcock Medical Center

Coming from his Hematopathology fellowship here at UNM



## RESIDENT GRADUATION

### RYAN BRAUNBERGER, MD

BY EDGAR FISCHER, MD, PHD, PROFESSOR

Dr. Ryan Braunberger received his Bachelor of Science in Microbiology from the University of Montana in Missoula, and his M.D. degree from the University of Washington School of Medicine in Seattle.

During his residency Ryan completed multiple research projects including works about HHV 8-negative effusion-based large B-cell lymphomas, primary squamous cell carcinoma of the thyroid, and the recognition of plasmacytoid dendritic cells in CSF. He has multiple publications in peer-reviewed journals, has presented his work at national meetings, and presented an impressive hour-long talk about the WHO classification of central nervous system tumors at our Pathology Department Seminar Series.

One of the most important memories I have about Ryan's time as a resident is his expertise in European and worldwide soccer (sometimes also referred to as football). His knowledge is impressive, and his enthusiasm is infectious, even when his

favorite teams didn't always win their games. It was great to catch up with Ryan about the events at the Euro Cup and the World Cup as they unfolded, and the Euro Cup was still overshadowed by the pandemic. While the pandemic had some impact on all of us, looking back we now know that it did not impact Ryan's perseverance and his unique sense of humor.

We will miss Ryan as a resident although we are looking forward to having him remain in our department for another year as a Fellow in Hematopathology.



## RESIDENT GRADUATION

### ALLISON HADE, DO

BY HEATHER JARRELL, MD, ASSOCIATE PROFESSOR, CHIEF MEDICAL INVESTIGATOR



I met Dr. Hade on her first rotation at the Office of the Medical Investigator (OMI), where she worked extremely hard, gladly took whatever cases were assigned during morning report, and diligently worked to figure out what caused death and to learn from it. Most recently, Dr. Hade took an interest in an emerging field in forensic pathology, forensic genetic genealogy, where she conducted interviews with staff at the National Center on Missing and Exploited Children on a recently positively identified decedent from 1985 through the use of this method. I was impressed with her depth of research on this topic, which is still considered the “wild, wild west of genetics” with regards to forensics. Afterwards she gave a very moving presentation at UNM Pathology Grand Rounds, which was preceded by a presentation at the Iowa State Office of the Medical Examiner.

Dr. Allison Hade attended medical school at the Des Moines University College of Osteopathic Medicine. She attended the University of Iowa prior to medical school. Impressively, Dr. Hade trained as an archaeologist prior to going into medicine

and has also done professional costume design, for which I may be begging for help with my children’s Halloween costumes in the fall (spoiler alert). She enjoys knitting, writing, and art – and was once a trained opera singer! She may also be one of the youngest authors on a medical publication, which is from 1987, when her father added her name to his manuscript as a joke (see her CV for validation).

We are excited that Dr. Hade will continue her education in forensic pathology at the OMI beginning in July 2023. Following graduation, Dr. Hade plans to begin her career at the Iowa State Office of the Medical Examiner.

Congratulations, Dr. Hade!

---

## RESIDENT GRADUATION

### CLAYTON KIBLER, MD

BY: DR. QIAN-YUN ZHANG, MD, PHD, PROFESSOR

Dr. Clay Kibler started his AP/CP residency program in 2019 and he is graduating this year. He will stay at UNM Department of Pathology as our Hematopathology Fellow in two months and will continue with the Molecular Genetic Pathology Fellowship the following year.

Clay obtained his bachelor’s in science from the University of Texas at Austin with high honors. He received his MD and MMS degrees at the University of Texas Medical Branch at Galveston.

During his med school, he worked on *Ehrlichia chaffeensis* as his MMS research project and continued after med school for a year as a research associate on the same project. He generated preliminary data to help write a NIH R01 grant. This work was presented at the 28th annual meeting of the American Society for Rickettsiology and was also published with Clay as the first author.

Clay has four peer reviewed publications, two of them as first author.

Outside work, Clay has many interests. He is a serious mountain biker. If you see someone biking in the foothills, that may be him. Ask him about the hiking and biking trails of Sandia Mountain – he can tell you all about it! He is also quite an accomplished piano player and almost got a minor degree in piano. His favorite composers are Chopin, Liszt, and Beethoven. Clay is a competitive video game player and often participates in online livestream competitions. Did you know he won first place in the New Mexico Super Smash Bros Melee tournament? He was the second-place winner at a local tournament a few weeks ago.



## RESIDENT GRADUATION

### RYAN REBBE, MD

BY AUDRA KERWIN, MD, ASSISTANT PROFESSOR



I have had the pleasure of knowing Dr. Rebbe since his first rotation at UNM when we were on surgical pathology together at the VA. Even as a first-year resident, Dr. Rebbe impressed me with his sharp eye for histology and broad medical knowledge. Over the years I have watched him grow into a well-rounded pathologist whose many accomplishments include serving as chief of residents, several co-authored publications, numerous teaching sessions, and presentations including grand rounds.

Aside from his accomplished CV, Dr. Rebbe's developing passion for neuropathology has led him to be able to pursue an exciting opportunity at the University of Southern California in Los Angeles, further adding to his long list of accolades. I have no doubt that, combined with the expertise in molecular pathology that he will acquire during his fellowship at UNM next year, he will be a skillful, highly desired neuropathologist in a short time.

The UNM Department of Pathology is lucky to have such bright residents as Dr. Rebbe, and we are excited for him to be staying around for another year as a Molecular Genetic Pathology Fellow.



## RESIDENT GRADUATION

### MARY TORREZ, MD

BY DANIEL BABU, MD, ASSISTANT PROFESSOR



Dr. Mary Torrez, a lifelong New Mexican, attended medical school at University of New Mexico, during which time our department got to know her well during her post-sophomore fellowship year. I recall working with Mary during my own training year at UNM, and I would have never known she was a medical student applying for residency and not a senior resident applying for fellowship! Her motivation and passion for pathology were clear, and I knew she was onto a promising career.

Her accomplishments in residency have been numerous. She published a brilliant review on acquired megaloblastic anemia in the International Journal of Laboratory Hematology which was the journal's #1 viewed article of 2022. Mary has published multiple other articles, several as 1st author. In 2022 she was also a recipient of the Society of '67 Scholar Award by the Association for Pathology Chairs, and she recently presented a project at the 2023 USCAP meeting that was nominated for a Stowell-Orbison Award.

Clearly Mary has many clinical and scholarly accomplishments, but also impressive is the reputation Mary built as an immensely supportive colleague and mentor. When Mary won the inaugural Resident Educator of the Year award in 2022, comments from the nominations highlighted her above-and-beyond willingness to teach colleagues and making sure junior residents did not feel "left behind." And I strongly suspect she will carry these attributes into the next phase of her career.

Dr. Torrez graduated this past Fall and will be heading north to Ann Arbor, MI to take on a surgical pathology fellowship at University of Michigan, followed by genitourinary pathology fellowship training at Indiana University. We appreciate all of Mary's contributions to UNM and the Department of Pathology and are incredibly proud of everything she has accomplished in her journey here!




## OUR NEW RESIDENTS

PLEASE JOIN US IN WELCOMING OUR INCOMING PGY1 RESIDENTS!



**Molly Biggs, MD**

Dr. Biggs will be joining us from the University of New Mexico School of Medicine. Molly earned her Medical Laboratory Sciences degree from University of Washington, working first at Seattle Children's Hospital and then as a lead tech at Southwest Labs in ABQ. During med school she helped develop a protocol at the OMI for flow cytometry in autopsies, a project presented at AAFS, and also spent time on our transfusions and hemepath services. She is a med school admissions committee member and also has a strong interest in medicolegal and restorative justice work. Hobbies include gardening, wild foraging, crafts, and board games including D&D.



**Roberta da Silva Ferreira Bilberry, MD**

Dr. Bilberry graduated from medical school at Universidade Federal do Rio de Janeiro (UFRJ) and worked in Brazil as a family medicine and ER physician for several years before moving to the USA. Roberta completed a rotation at U of Louisville and also spent time at the NYU Center for Biospecimen Research & Development learning histotechnology including immunohistochemistry and QI/QA processes. She lists being an amateur confectioner, a Brazilian soap opera expert, a fan of Costco shopping, and being a godmother as her hobbies and interests. She is happy to be staying put in ABQ where she lives with her husband who also works at UNM.



**Joseph Stenberg, DO**

Dr. Stenberg will be joining UNM from the Rocky Vista University College of Osteopathic Medicine with a Distinction in Global Health. He is originally from Missouri and completed undergraduate studies at Missouri State University, during which time he studied abroad in China. Recent research interests include pancreatic cancer and vaccine rhetoric analysis. Joseph spent an elective with our transfusion medicine group, and will be coming to UNM with his partner Dr. Emily Chea who will be starting a residency in neurology. Hobbies include hiking, horror movies, Chinese-style hot pot, and being a wine & beer enthusiast.



**Daramfon Udofia, MD**

Dr. Udofia, originally from Nigeria, graduated from All Saints University SOM in Dominica where she then served as a medical school instructor and faculty advisor. She has a passion for medical education and started the Pathology Outreach Program at her school to raise awareness of our specialty. During her pathology rotations she published a case report on unusual portal tract remnants. Dara is also a member of the International Association of Medical Science Educators and is an editor for their journal Medical Science Educators. She is an avid reader, writer/blogger, and enjoys running and hiking.

## FACULTY NEWS

### PATENT AWARDED: WANDINGER-NESS & SKLAR



**Angela Wandinger-Ness, PhD, and Larry Sklar, PhD**, in collaboration with Laurie Hudson, PhD, College of Pharmacy, have obtained a patent for their invention titled: "Modulators of GTPases and Their Use." Their invention involves molecular modulators within the Rho family of small GTPases and their use in treating diseases such as cancers, diabetes (type 1), Huntington's disease, Alzheimer's disease, and more.



### FACULTY PROMOTIONS - JULY 1, 2023

**Jennifer Gillette, PhD**, from Associate Professor to Professor Tenure Track

**Joseph Griggs, DO**, from Assistant Professor to Associate Professor Clinician Educator

**Evelyn Lockhart, MD, MScBMC**, from Associate Professor to Professor Clinician Educator

**Marian Rollins-Raval, MD, MPH**, from Associate Professor to Professor Clinician Educator

**Jain Zhou, MD, PhD**, from Assistant Professor to Associate Professor Clinician Educator



# AWARDS HISTORY

## PATHOLOGY DEPARTMENT CLINICAL EDUCATION AWARDS



DR. THOMAS WILLIAMS

The inaugural awards for clinical education in the Pathology Department were made in 2009. These awards were initiated by then-current Chair and former Vice Chair for Education, Dr. Thomas Williams, who was staunchly supportive of pathology teaching. The aim of the award program is to recognize clinical trainees and teaching faculty in the Department. The Resident in Training Award recognizes an excellent resident based on the ACGME competencies, and the Faculty Teaching Award is awarded to the faculty member best contributing to resident education.


The resident award recipient is selected each year via nominations by the teaching faculty and coordinated by the residency director. Faculty nominate residents, provide justification for their selection, and list notable accomplishments. The selection criteria include a history of high-quality patient care, excellent medical knowledge, demonstration of practice-based learning, superior communication skills, professionalism, and understanding of systems-based practice.

The chief residents coordinate the selection of the faculty award recipient by compiling nominations, discussing nominees with the residents, and identifying the recipient by consensus. The criteria for selection include the degree of commitment to resident education demonstrated by the faculty nominee. This is gauged by time spent teaching, the quality of this interaction, and the degree of commitment evidenced by working with the residents on clinical, research, and educational projects.

In 2022 the program was expanded by our current Chair and Residency Program Director, Drs. Nancy Joste and Clarissa Krinsky, to include the Resident Educator and Fellow Educator Awards. Both awards are voted on by residents. The Resident Education Award strives to recognize a resident who demonstrates excellence in teaching their peers and other learners, who goes above and beyond to support the educational mission of the program, and who is a wise mentor for colleagues and junior residents. The Fellow Educator Award recognizes a fellow who demonstrates excellence in teaching the residents, who goes above and beyond in spending time with all learners, excels in patient care and professionalism, and serves as a mentor and role model to residents.



DR. NANCY JOSTE



DR. CLARISSA KRINSKY

# AWARDS HISTORY *Continued*

The awards are presented at the End of the Year Graduation Event. Following is a summary of award recipients since the initial year. Congratulations to all of our inspiring educators and trainees!



### FACULTY TEACHING AWARD

- 2023 Emily Helmrich
- 2022 Jain Zhou
- 2021 Julie Harrington
- 2020 Daniel Babu
- 2019 Joseph Griggs
- 2018 Samuel Reynolds
- 2017 Therese Bocklage
- 2016 Edgar Fischer
- 2015 Devon Chabot-Richards
- 2014 Josh Hanson
- 2013 Von Samedi
- 2012 Sara Koenig
- 2011 Edgar Fischer
- 2010 Joseph Glass
- 2009 Lesley Lomo

### RESIDENT IN TRAINING AWARD

- 2023 Christopher Cormier
- 2022 Jordan Redemann
- 2021 Kaitlyn Nielson
- 2020 Audra Kerwin and Jolee Suddock
- 2019 Emily Helmrich
- 2018 Brittany Coffman
- 2017 Aaron Rupp
- 2016 Benjamin Ramos
- 2015 Kacy Krehbiel
- 2014 Lauren Dvorscak
- 2013 Jennifer Pincus
- 2012 Nichole Steidler
- 2011 Devon Chabot-Richards
- 2010 Kelly Devers
- 2009 Bharathi Vennapusa and Corinne Stobaugh

### RESIDENT EDUCATOR AWARD

- 2023 Ryan Rebbe
- 2022 Mary Torrez

### FELLOW EDUCATOR AWARD

- 2023 Andres Mindiola Romero (Hematopathology)
- 2022 Arwyn Cunningham (Cytopathology)



## MEDICAL LABORATORY SCIENCES PROGRAM 2023 GRADUATION

Congratulations to our Medical Laboratory Sciences Spring 2023 graduates! Our department is extremely proud of our graduates, the MLS program, and their mission to serve New Mexicans through medical laboratory sciences. Pictured are the Spring 2023 MLS graduates that attended the HSC Health Professions' Convocation. We wish them the best in their future careers!

## DEPARTMENT NEWS

### NEW RESIDENCY DIRECTOR: DR. EVELYN LOCKHART

AS OF JULY 1, 2023



Dr. Evelyn Lockhart succeeds Dr. Clarissa Krinsky as the Pathology Residency Program Director for UNMH! As the Program Director, Dr. Lockhart will be significantly engaged in the education, supervision, evaluation, and mentoring of our pathology residents. With her reputation of being an accomplished educator, Dr. Lockhart was chosen for the role with every confidence in her ability to provide the guidance and knowledge needed to nourish our budding residents. A huge thank you to Dr. Krinsky as well for her excellent service as Director and teacher, and for providing her invaluable support for this next generation of professional pathologists. Welcome to the role, Dr. Lockhart!

## DEPARTMENT NEWS *continued*

### CLINICAL EDUCATION AWARDS 2022-23

**Emily Helmrich, DO**, received the Faculty Teaching Award this year. Voted on by Residents, this award recognizes a faculty member that demonstrates excellence in teaching and mentoring, who goes above and beyond to stimulate intellectual curiosity, excelling in patient care and professionalism in the residents they supervise, and serves as a source of inspiration as a person and physician.



**Christopher Cormier, DO**, received the Resident of the Year Award! Voted on by Faculty and Fellows, this award recognizes a resident that demonstrates excellence in provision of high quality patient care, depth of medical knowledge, demonstration of practice-based learning, communication skills, professionalism, and systems-based practice.

**Ryan Rebbe, MD**, received the Resident Educator Award. Voted on by Residents, this award recognizes a resident who demonstrates excellence in teaching their peers and other learners, who goes above and beyond to support the educational mission of the program, and who is a wise mentor for colleagues and junior residents.



**Andres Mindiola Romero, MD**, Hematopathology Fellow, received the Fellow Educator Award. Voted on by Residents, this award recognizes a fellow who demonstrates excellence in teaching the residents, who goes above and beyond in spending time with all learners, excels in patient care and professionalism, and serves as a mentor and role model to residents.

### USCAP REPRESENTATION

This year's annual United States and Canadian Academy of Pathology (USCAP) meeting was full of Pathology Lobo representation! Dr. Martika Percy, PGY2 Resident, and Dr. Andres Mindiola Romero, Hematopathology Fellow, represented our programs on Sunday, March 12th, 2023, at the USCAP Fellowship Fair in New Orleans, accompanied by Dr. Agarwal, Surgical Pathology Fellowship Director.



## DEPARTMENT NEWS *continued*

### THE ANNUAL GEORGE D. MONTOYA SCHOLARSHIP AWARD

#### PATHOLOGY RESEARCH DAY



2023 Montoya scholarship award recipient Samuel GoodFellow with the Montoya family.

Thank you to all who came out to support the Department of Pathology's Research Day on Thursday, May 11th. There were 14 posters exhibited as well as lightning talks presented by: Erica Pascetti, Gillette Lab; Mohsen Ranjbar, Bearer Lab; Rahul Kumar, Gullapalli Lab; Taylor Uselman, Bearer Lab; and Eric Burns, Lidke Lab.

Thank you to the Montoya family for their continued support of the department's research initiatives by providing scholarship opportunities to graduates and undergraduates pursuing careers in biomedical research.

This year's George D. Montoya scholarship recipient was awarded to Samuel GoodFellow, a graduate student in Dr. Steven Bradfute's lab. Samuel's dissertation research focuses on the genetics and evolution of Sin Nombre Virus (SNV), a virus that is carried and transmitted by western deer mice (its primary host reservoir) that causes hantavirus cardiopulmonary syndrome, a serious lung disease with a high mortality rate of 36%. The two goals of his research project are to both improve the detection of SNV to assist with diagnosis and to develop a better understanding of SNV prevalence.

Congratulations Samuel GoodFellow, and to all our presenters and lightning speakers!

## MAKE A GIFT

Your gift today impacts health care and research for tomorrow. Please consider making a recurring, one time, or legacy donation to one of the following funds:

### THE PATHOLOGY EDUCATION FUND

Advance the education and research missions of the department.

VISIT: [The Pathology Education Fund](#)

### THE FOUCAR ENDOWMENT

Invest in future Pathologists. Recruiting and training highly proficient Pathology residents and fellows is a top priority.

VISIT: [The Foucar Endowment](#)

### THE GEORGE D. MONTOYA RESEARCH SCHOLARSHIP FUND

Encourage UNM students to pursue a career in biomedical research.

VISIT: [The George D. Montoya Research Scholarship Fund](#)

### THE HARVEY ENDOWED CHAIR AND PROFESSORSHIP

Invest in Pathology research faculty. Endowed professorships attract and retain expert faculty who teach passionately and lead innovative translational research.

VISIT: [The Harvey Endowed Chair and Professorship](#)

### THE THOMAS M. WILLIAMS & MARGARET G. WILLIAMS ENDOWMENT FOR EDUCATION AND TRAINING

Support the greatest educational and training needs within the Department of Pathology.

VISIT: [The Dr. Thomas M. Williams & Margaret G. Williams Endowment for Education and Training](#)

#### **If you need assistance with your gift please contact:**

Maggie Schold, MFA, Director of Development, UNM School of Medicine

Mobile: (505) 259-9164 or Email: [maggie.schold@unmfund.org](mailto:maggie.schold@unmfund.org)

Donate by check, estate planning, bequest, charitable annuity, insurance gift, charitable trust and more. Thank you for thinking of the Department of Pathology's funds as you generously give!



***SUMMER 2023***

---

## Acknowledgements

The Department of Pathology at The University of New Mexico School of Medicine gratefully acknowledges Nancy Risenhoover for the layout of this newsletter.

For more information on our department, please visit our website:  
[hsc.unm.edu/medicine/departments/pathology/](https://hsc.unm.edu/medicine/departments/pathology/)

*Do you have news? Please share! Contact: [HSC\\_PathAdmin@salud.unm.edu](mailto:HSC_PathAdmin@salud.unm.edu)*

---

