

Location Report 2020

THE UNIVERSITY OF NEW MEXICO SCHOOL OF MEDICINE-TRAINED MDS



NM SCHOOL OF
MEDICINE

The Office of Program Evaluation, Education and Research at the University of New Mexico (UNM) School of Medicine produces the Location Report to provide a statistical overview of current practice location for UNM-trained MDs practicing in New Mexico in the past year, 2019.

Quick Facts:

MDS PRACTICING IN NEW MEXICO

- There were 2,001 UNM-trained MDs practicing in New Mexico in 2019 (Table 1A)
- Approximately 41% of all MDs licensed in New Mexico trained at UNM (2,001/4,909, Figure 2)
- UNM-trained MDs are practicing in 29 of New Mexico's 33 counties (Figure 6)

MDS TRAINED AT UNM SCHOOL OF MEDICINE

- 26% of MDs trained at UNM are practicing in New Mexico (2,001/7,611, Table 1A and Figure 1A)
- 23% of MDs who graduated from UNM's medical school and completed their residency out-of-state are practicing in New Mexico (419/1,835, Table 1A and Figure 1A)
- 21% of MDs who completed only their residency at UNM are practicing in New Mexico (966/4,631, Table 1A and Figure 1A)
- 54% of MDs who completed both medical school and their residency at UNM are practicing in New Mexico (616/1,145, Table 1A and Figure 1A)

MDS TRAINED AT UNM SCHOOL OF MEDICINE IN THE BA/MD DEGREE PROGRAM

- 46% of MDs who graduated from the UNM BA/MD program are practicing in New Mexico (19/41, Table 1B and Figure 1B)
- 29% of MDs who graduated from the UNM BA/MD program and completed their residency out-of-state are practicing in New Mexico (6/21, Table 1B and Figure 1B)
- 65% of MDs who graduated from the UNM BA/MD program and completed their residency at UNM are practicing in New Mexico (13/20, Table 1B and Figure 1B)

UNM-TRAINED MDS IN PRIMARY CARE SPECIALTIES

- 44% of all UNM-trained MDs in New Mexico are practicing in the primary care specialties of Family Medicine, Internal Medicine, Obstetrics & Gynecology, and/or Pediatrics (877/2,001, Table 3 and Figure 4)
- 84% of UNM-trained MDs in New Mexico who graduated from the UNM BA/MD program are practicing in the primary care specialties of Family Medicine, Internal Medicine, Obstetrics & Gynecology, or Pediatrics (16/19, Figure 5)

A Note on Terminology:

This report refers to all MDs who graduated from the UNM School of Medicine and/or completed all or part of their residency at UNM as **UNM-trained MDs**. This report only includes physicians who attended residency at the UNM School of Medicine that hold a Doctor of Medicine (MD) degree. Graduates with a Doctor of Osteopathic (DO) medicine degree are not included in this report.

UNM-trained MDs fall into three mutually exclusive categories:

- MD degree from UNM, Medical Residency out-of-state (**MD Only**)
- Medical Residency at UNM, MD degree out-of-state (**Medical Residency Only**)
- Both MD degree and Medical Residency at UNM (**MD and Medical Residency**)

TABLE 1A: RETENTION OF UNM-TRAINED MDS

	Medical Residency Only	MD Only*	MD and Medical Residency	Overall
Graduates	4,631	1,835	1,145	7,611
Graduates practicing in NM	966	419	616	2,001
Percent of graduates practicing in NM	20.9%	22.8%	53.8%	26.3%

TABLE 1B: RETENTION OF UNM-TRAINED MDS (BA/MD ONLY)

	BA/MD MD Only*	BA/MD and Medical Residency	BA/MD Overall
BA/MD graduates	21	20	41
BA/MD graduates practicing in NM	6	13	19
Percent of BA/MD graduates practicing in NM	28.6%	65.0%	46.3%

FIGURE 1A: PERCENT OF ALL GRADUATES PRACTICING IN NEW MEXICO

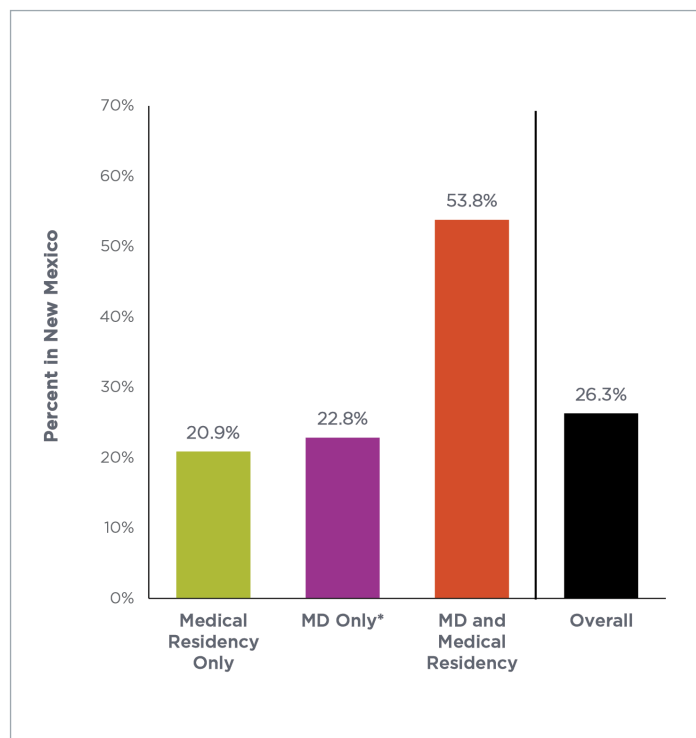
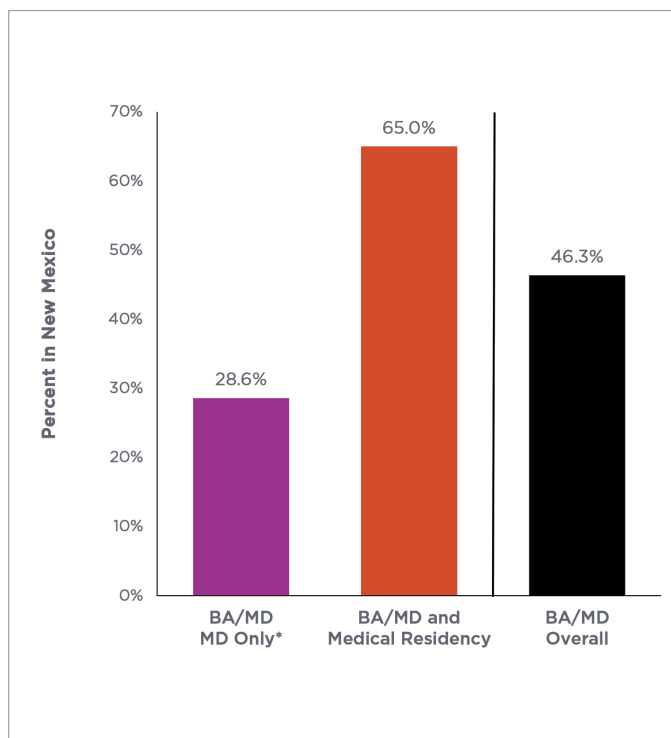


FIGURE 1B: PERCENT OF BA/MD GRADUATES PRACTICING IN NEW MEXICO



*The Office of Program Evaluation, Education and Research excludes 2017+ UNM medical school graduates from the total number of MD graduates as they are presumed in residency. However, the total number does not necessarily exclude graduates that continue training beyond three years of residency.

FIGURE 2: TOTAL MDS AND UNM-TRAINED MDS PRACTICING IN NEW MEXICO (2004-2019)

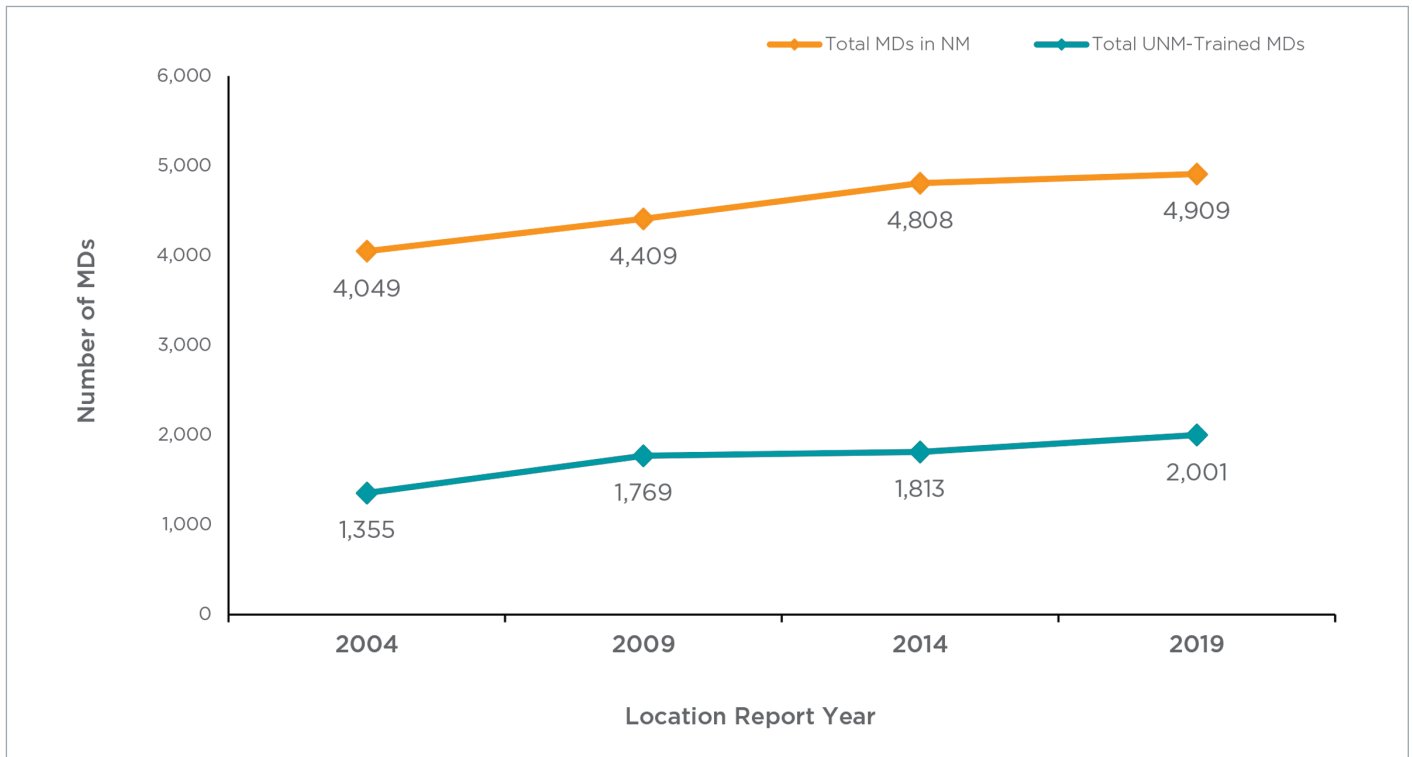


FIGURE 3: UNM-TRAINED MDS PRACTICING IN NEW MEXICO BY TRAINING (2004-2019)

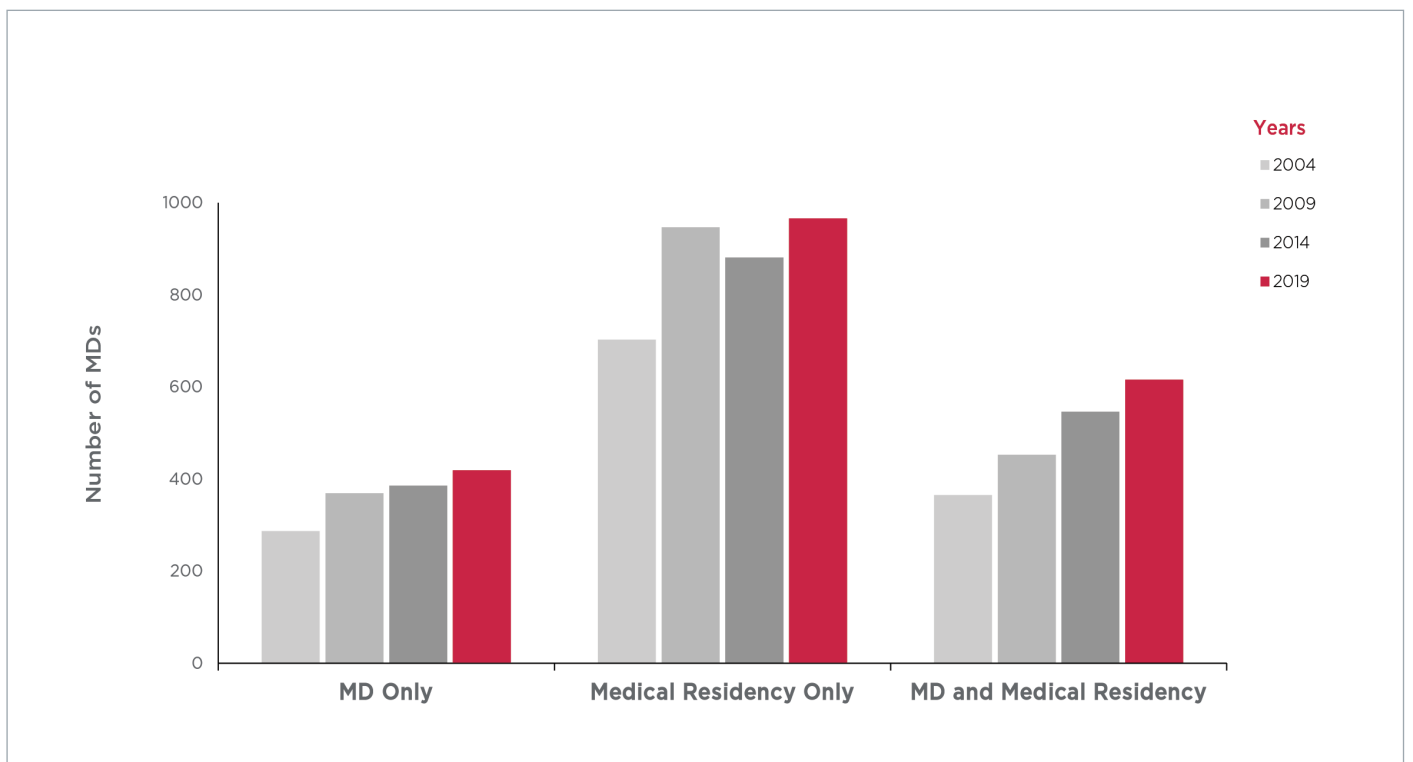
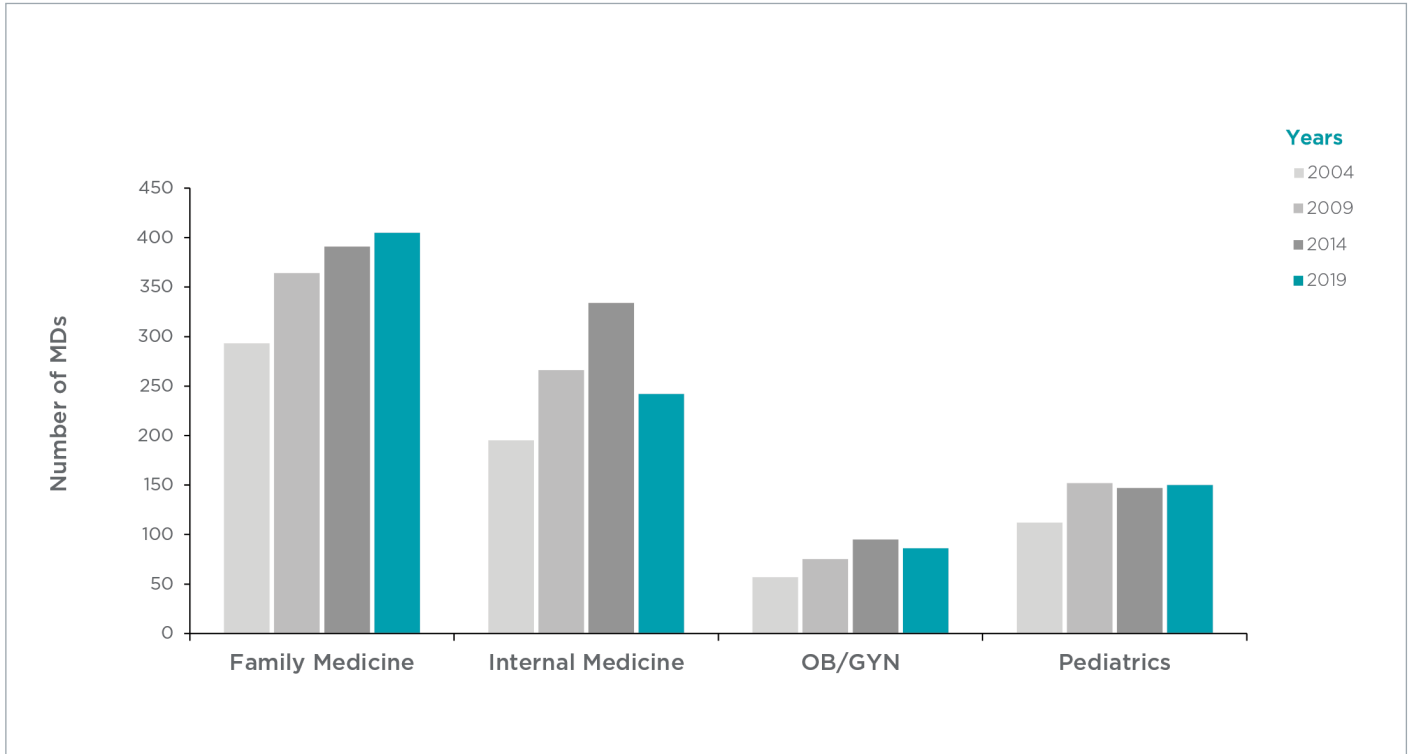
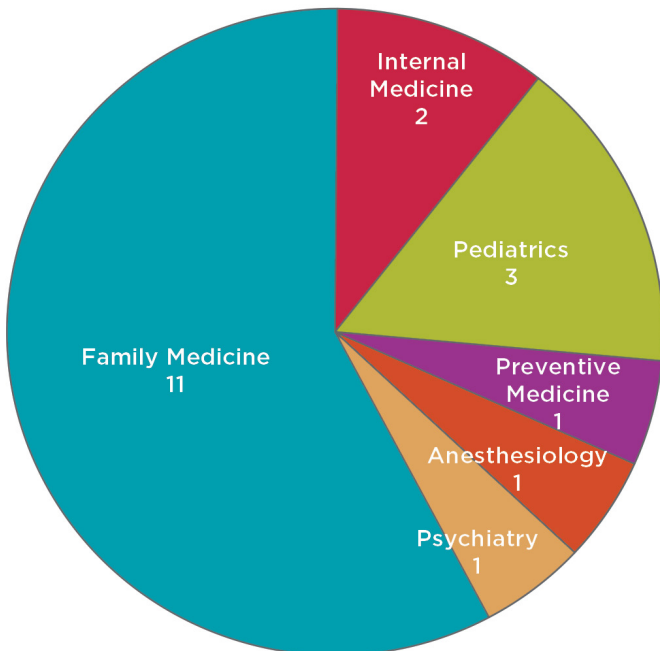


FIGURE 4: UNM-TRAINED MDS PRACTICING IN PRIMARY CARE SPECIALTIES IN NEW MEXICO (2004-2019)*



**Improved accuracy of specialties has resulted in an apparent decrease of those practicing primary care in this report*

FIGURE 5: BA/MD GRADUATES PRACTICING BY SPECIALTY IN NEW MEXICO (2019)



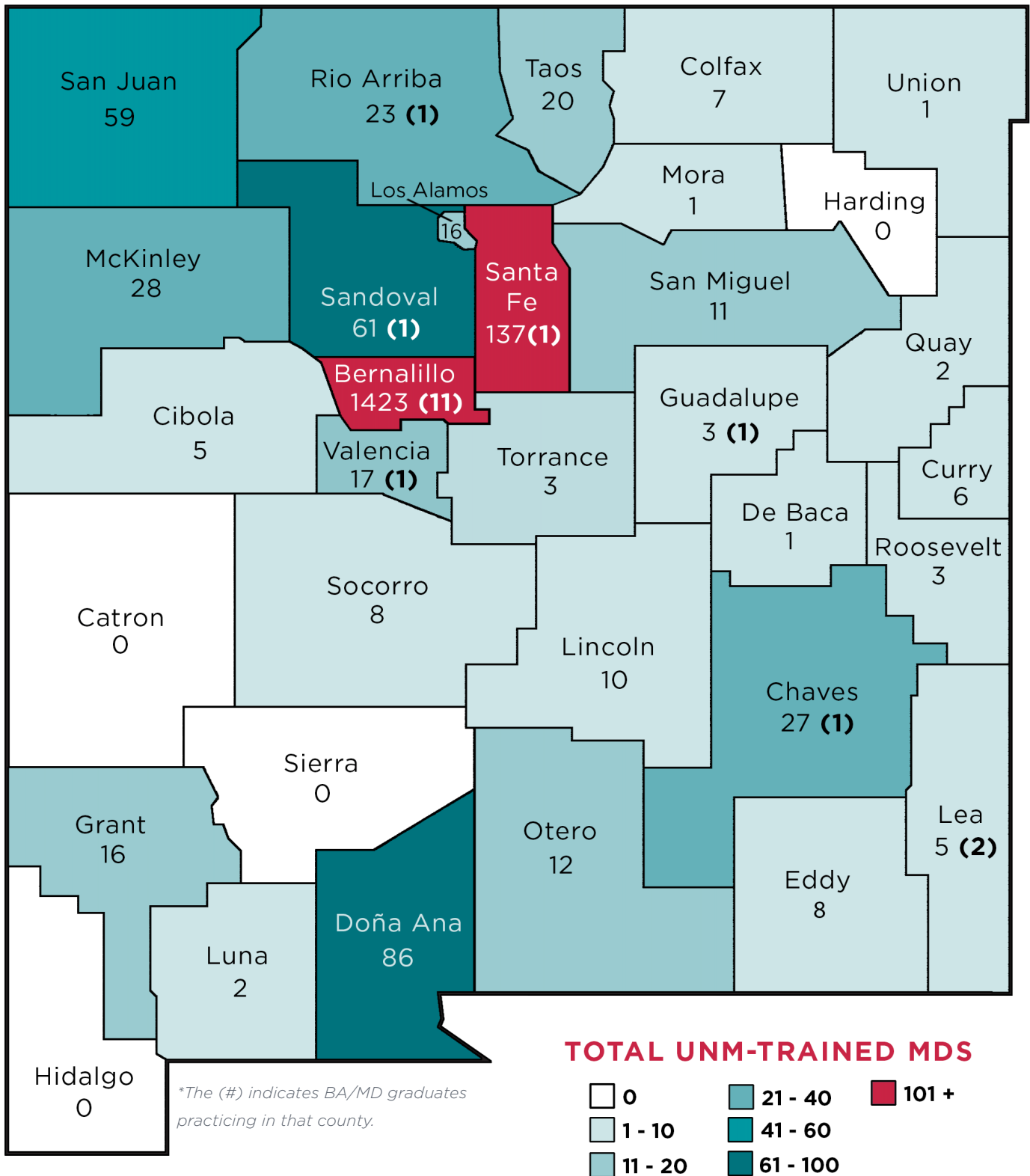
Nineteen of the 41 graduates from the BA/MD program are practicing in New Mexico across 8 different counties (Figure 6). Thirteen of these 19 practicing in New Mexico completed residency at UNM (68%). See Table 1B. Sixteen of the 19 chose a primary care specialty (Figure 5).

As of 2019, the program has 96 MD graduates with 55 of these MDs currently in residency training.

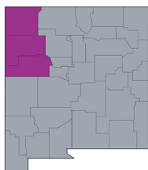
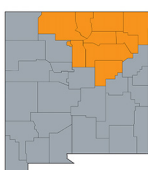
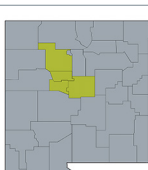
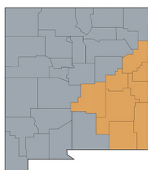
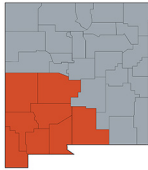
The first BA/MD medical school graduates received their MD degrees from the School of Medicine in 2013.

BA/MD program graduates earned a baccalaureate degree through the College of Arts & Sciences and their MD degree at the School of Medicine.

FIGURE 6: UNM-TRAINED MDS PRACTICING IN NEW MEXICO BY COUNTY (2019)*

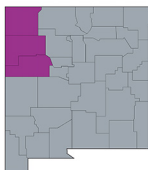
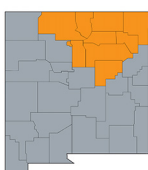
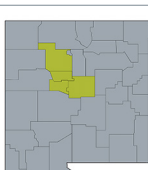
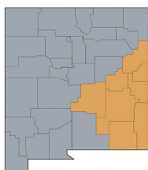
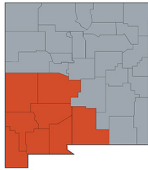


**TABLE 2A: UNM-TRAINED MDS PRACTICING IN NEW MEXICO
BY COUNTY AND PUBLIC HEALTH REGION (2019)**

		Total Number of MDs*	UNM-Trained MDs	UNM-Trained MDs by Training		
				MD Only	Medical Residency Only	MD and Medical Residency
ALL OF NEW MEXICO		4,909	2,001	419	966	616
Northwest Region		284	92	29	37	26
	Cibola	20	5	3	-	2
	McKinley	91	28	4	18	6
	San Juan	173	59	22	19	18
Northeast Region		750	219	57	101	61
	Colfax	16	7	2	4	1
	Guadalupe	3	3	2	-	1
	Harding	-	-	-	-	-
	Los Alamos	52	16	3	8	5
	Mora	3	1	-	1	-
	Rio Arriba	39	23	7	4	12
	San Miguel	31	11	3	4	4
	Santa Fe	533	137	32	70	35
	Taos	70	20	7	10	3
	Union	3	1	1	-	-
Metro		3,008	1,504	261	767	476
	Bernalillo	2,779	1,423	236	736	451
	Sandoval	204	61	17	26	18
	Torrance	3	3	1	1	1
	Valencia	22	17	7	4	6
Southeast Region		306	62	23	18	21
	Chaves	101	27	5	13	9
	Curry	66	6	4	-	2
	De Baca	1	1	-	-	1
	Eddy	53	8	4	1	3
	Lea	50	5	-	3	2
	Lincoln	20	10	8	-	2
	Quay	4	2	2	-	-
	Roosevelt	11	3	-	1	2
Southwest Region		561	124	49	43	32
	Catron	3	-	-	-	-
	Doña Ana	385	86	33	32	21
	Grant	52	16	5	5	6
	Hidalgo	4	-	-	-	-
	Luna	17	2	1	1	-
	Otero	72	12	8	2	2
	Sierra	9	-	-	-	-
	Socorro	19	8	2	3	3

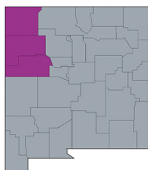
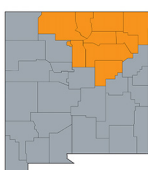
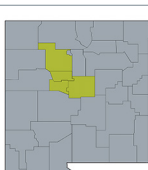
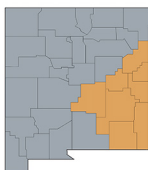
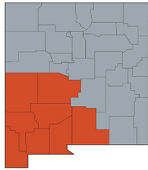
*New Mexico Medical Board 2019 Official List

**TABLE 2B: UNM-TRAINED MDS PRACTICING IN NEW MEXICO PER 10,000 POPULATION
BY COUNTY AND PUBLIC HEALTH REGION (2019)***

		Population**	Total MDs per 10,000 Population	UNM-Trained MDs per 10,000 Population	Percent of Total MDs who are UNM-Trained
ALL OF NEW MEXICO		2,096,829	23.4	9.5	41%
Northwest Region		222,000	12.8	4.1	32%
	Cibola	26,675	7.5	1.9	25%
	McKinley	71,367	12.8	3.9	31%
	San Juan	123,958	14.0	4.8	34%
Northeast Region		294,094	25.5	7.4	29%
	Colfax	11,941	13.4	5.9	44%
	Guadalupe	4,300	7.0	7.0	100%
	Harding	625	-	-	-
	Los Alamos	19,369	26.8	8.3	31%
	Mora	4,521	6.6	2.2	33%
	Rio Arriba	38,921	10.0	5.9	59%
	San Miguel	27,277	11.4	4.0	35%
	Santa Fe	150,358	35.4	9.1	26%
	Taos	32,723	21.4	6.1	29%
Union	4,059	7.4	2.5	33%	
Metro		918,018	32.8	16.4	50%
	Bernalillo	679,121	40.9	21.0	51%
	Sandoval	146,748	13.8	4.2	30%
	Torrance	15,461	1.9	1.9	100%
	Valencia	76,688	2.9	2.2	77%
Southeast Region		291,172	10.5	2.1	20%
	Chaves	64,615	15.6	4.2	27%
	Curry	48,954	13.5	1.2	9%
	De Baca	1,748	5.7	5.7	100%
	Eddy	58,460	9.1	1.4	15%
	Lea	71,070	7.0	0.7	10%
	Lincoln	19,572	10.2	5.1	50%
	Quay	8,253	4.8	2.4	50%
	Roosevelt	18,500	5.9	1.6	27%
Southwest Region		371,545	15.1	3.3	22%
	Catron	3,527	8.5	-	-
	Doña Ana	218,195	17.6	3.9	22%
	Grant	26,998	19.3	5.9	31%
	Hidalgo	4,198	9.5	-	-
	Luna	23,709	7.2	0.8	12%
	Otero	67,490	10.7	1.8	17%
	Sierra	10,791	8.3	-	-
	Socorro	16,637	11.4	4.8	42%

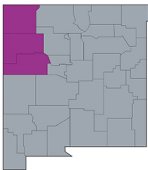
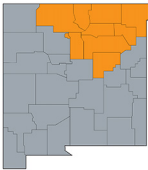
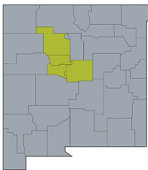
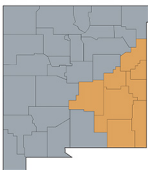
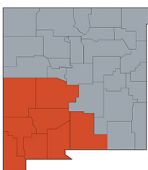
*Number of doctors divided by the population of the county multiplied by 10,000; **2019 U.S. Census Bureau estimates

**TABLE 3: UNM-TRAINED MDS PRACTICING IN PRIMARY CARE SPECIALTIES IN NEW MEXICO
BY COUNTY AND PUBLIC HEALTH REGION (2019)**

		Family Medicine	Internal Medicine	Obstetrics/ Gynecology	Pediatrics	Total
ALL OF NEW MEXICO		405	242	86	150	877*
Northwest Region		21	10	4	10	45
	Cibola	3	-	-	1	4
	McKinley	8	5	2	3	18
	San Juan	10	5	2	6	23
Northeast Region		87	18	12	6	123
	Colfax	3	-	1	-	4
	Guadalupe	3	-	-	-	3
	Harding	-	-	-	-	-
	Los Alamos	5	2	1	-	8
	Mora	-	-	-	-	-
	Rio Arriba	15	1	3	-	19
	San Miguel	4	2	-	-	6
	Santa Fe	47	10	7	6	70
	Taos	10	3	-	-	13
	Union	-	-	-	-	-
Metro		230	189	62	121	597*
	Bernalillo	202	175	60	108	541*
	Sandoval	16	10	2	10	38
	Torrance	2	1	-	-	3
	Valencia	10	3	-	3	15*
Southeast Region		28	6	2	5	41
	Chaves	11	1	-	4	16
	Curry	1	1	-	-	2
	De Baca	1	-	-	-	1
	Eddy	3	1	-	1	5
	Lea	5	-	-	-	5
	Lincoln	4	2	2	-	8
	Quay	1	-	-	-	1
	Roosevelt	2	1	-	-	3
Southwest Region		39	19	6	8	71*
	Catron	-	-	-	-	-
	Doña Ana	23	14	4	3	43*
	Grant	4	2	1	4	11
	Hidalgo	-	-	-	-	-
	Luna	1	-	1	-	2
	Otero	6	2	-	-	8
	Sierra	-	-	-	-	-
	Socorro	5	1	-	1	7

*When MDs work in multiple primary care specialties, they are counted a single time in the Total column.

**TABLE 4: UNM-TRAINED MDS PRACTICING IN SELECTED SPECIALTIES IN NEW MEXICO
BY COUNTY AND PUBLIC HEALTH REGION (2019)**

		Anesthesiology	General Surgery	Emergency Medicine	Psychiatry
ALL OF NEW MEXICO		93	56	159	169
Northwest Region		2	7	15	4
	Cibola	-	1	-	-
	McKinley	1	2	1	1
	San Juan	1	4	14	3
Northeast Region		4	6	13	24
	Colfax	-	1	2	1
	Guadalupe	-	-	-	-
	Harding	-	-	-	-
	Los Alamos	1	-	-	3
	Mora	-	-	-	-
	Rio Arriba	-	-	3	-
	San Miguel	-	-	-	4
	Santa Fe	3	5	5	15
	Taos	-	-	2	1
	Union	-	-	1	-
Metro		77	34	125	133
	Bernalillo	74	32	124	132
	Sandoval	2	2	1	1
	Torrance	-	-	-	-
	Valencia	1	-	-	-
Southeast Region		2	6	1	3
	Chaves	1	1	-	1
	Curry	-	3	-	1
	De Baca	-	-	-	-
	Eddy	1	1	1	-
	Lea	-	-	-	-
	Lincoln	-	1	-	-
	Quay	-	-	-	1
	Roosevelt	-	-	-	-
Southwest Region		8	3	5	5
	Catron	-	-	-	-
	Doña Ana	8	2	1	3
	Grant	-	-	1	1
	Hidalgo	-	-	-	-
	Luna	-	-	-	-
	Otero	-	1	2	1
	Sierra	-	-	-	-
	Socorro	-	-	1	-

Location Report: Approach and Methods

With this report, the Office of Program Evaluation, Education and Research (PEAR) at the University of New Mexico (UNM) School of Medicine strives to provide the best available information about UNM-trained MDs who practiced in New Mexico in 2019.

Each Individual included in the Location Report:

- Has a Doctor of Medicine degree (MD)
- Is a UNM School of Medicine and/or Graduate Medical Education graduate
- Had an active Medical Doctor or Telemedicine license from the New Mexico Medical Board in 2019
- Had a New Mexico practice location in 2019

PEAR includes all practicing UNM School of Medicine MD recipients from 1968 through 2016 and all MDs who completed medical residencies at UNM Hospital (formerly Bernalillo County Indian Hospital) from 1955 through 2019 in this report. We present additional information for graduates of UNM's Combined BA/MD program. This state-sponsored partnership program between the UNM College of Arts & Sciences and the UNM School of Medicine is designed to help address the state's physician shortage by training students committed to serving New Mexico communities.

The UNM SOM's Office of Medical Student Affairs and the Office of Graduate Medical Education provided the lists of UNM SOM MD recipients (since 1968) and former residents (since 1955), respectively. After we obtained these lists, we matched UNM graduates to active MDs with a New Mexico medical license. We obtain active MD information annually from the New Mexico Medical Board.

PEAR then identified practice locations and specialties for graduates practicing in New Mexico using public information available from the Centers for Medicare & Medicaid Services National Plan and Provider Enumeration System (NPPES) National Provider Index (NPI) registry, the American Board of Medical Specialties (ABMS), state medical boards, and additional online resources.

This year, PEAR directed great efforts to remove retired and deceased graduates from the total number of UNM-trained MDs in this report. The public health regions used in Tables 2 through 4 were aligned to the regions used by the Epidemiology & Response Division of the New Mexico Department of Health for reporting purposes.

We would like to thank the following employees for their work on this report: Jamie Riera (Data Manager, Lead Author and Designer); Nancy Shane, PhD (Program Evaluator); and Rebecca Hartley, PhD (Executive Director).

IF YOU HAVE QUESTIONS ABOUT THIS REPORT, PLEASE CONTACT:

The Office of Program Evaluation, Education and Research (PEAR)

MSC08 4550

1 University of New Mexico

Albuquerque, NM 87131-0001

Email: PEAR@salud.unm.edu

Phone: 505-272-8069

About UNM School of Medicine

UNM School of Medicine graduated its first class of MDs in 1968. Before the UNM School of Medicine was created, there were residencies at the former Bernalillo County Indian Hospital (currently University of New Mexico Hospital), with the first residents graduating in 1955.

On average, there are 400 medical students and 590 medical residents and fellows in training at the UNM School of Medicine.

Each year, approximately 100 medical students graduate and 180 medical residents and fellows complete their training at the UNM School of Medicine.



Office of the Dean
MSC 08 4720
1 University of New Mexico
Albuquerque, NM
87131-0001